

FORM NO. MGT-7

[Pursuant to sub-Section(1) of section 92 of the Companies Act, 2013 and sub-rule (1) of rule 11of the Companies (Management and Administration) Rules, 2014]



Annual Return (other than OPCs and Small Companies)

DRAFT

Form language ☒ English ☐ Hindi

Refer the instruction kit for filing the form.

I. REGISTRATION AND OTHER DETAILS

(i) * Corporate Identification Number (CIN) of the company

L55101WB1949PLC017981

Pre-fill

Global Location Number (GLN) of the company

* Permanent Account Number (PAN) of the company

AAACE6898B

(ii) (a) Name of the company

EIH LIMITED

(b) Registered office address

N-806-A, 8th Floor, Diamond Heritage Building, 16, Strand Road, Fairley Place Kolkatta G.P.O.
Kolkata
Kolkata
West Bengal
700001



(c) *e-mail ID of the company

isdho@oberoigroup.com

(d) *Telephone number with STD code

03340002200

(e) Website

www.eihltd.com

(iii) Date of Incorporation

26/05/1949

(iv)	Type of the Company	Category of the Company	Sub-category of the Company
	Public Company	Company limited by shares	Indian Non-Government company

(v) Whether company is having share capital

☒ Yes

☐ No

(vi) *Whether shares listed on recognized Stock Exchange(s)

☒ Yes

☐ No

(a) Details of stock exchanges where shares are listed

S. No.	Stock Exchange Name	Code
1	BSE	1
2	NATIONAL STOCK EXCHANGE	1,204

(b) CIN of the Registrar and Transfer Agent

U67190MH1999PTC118368

Pre-fill

Name of the Registrar and Transfer Agent

MUFG INTIME INDIA PRIVATE LIMITED

Registered office address of the Registrar and Transfer Agents

C-101, 1st Floor, 247 Park, Lal Bahadur Shastri Marg, Vikh
roli (West), NA

(vii) *Financial year From date 01/04/2024 (DD/MM/YYYY) To date 31/03/2025 (DD/MM/YYYY)

(viii) *Whether Annual general meeting (AGM) held ☐ Yes ☒ No

(a) If yes, date of AGM

(b) Due date of AGM

30/09/2025

(c) Whether any extension for AGM granted

☐ Yes ☒ No

(f) Specify the reasons for not holding the same

AGM is scheduled on 06-08-2025

II. PRINCIPAL BUSINESS ACTIVITIES OF THE COMPANY

*Number of business activities

3

S.No	Main Activity group code	Description of Main Activity group	Business Activity Code	Description of Business Activity	% of turnover of the company
1	I	Accommodation and Food Service	I1	Accommodation services provided by Hotel, Inns, Resorts, holiday homes, hostel,	42.19
2	I	Accommodation and Food Service	I2	Food and beverage services provided by hotels, restaurants, caterers, etc.	38.7
3	L	Real Estate	L1	Real estate activities with own or leased property	1.12

III. PARTICULARS OF HOLDING, SUBSIDIARY AND ASSOCIATE COMPANIES (INCLUDING JOINT VENTURES)

*No. of Companies for which information is to be given

13

Pre-fill All

S.No	Name of the company	CIN / FCRN	Holding/ Subsidiary/Associate/ Joint Venture	% of shares held
1	MUMTAZ HOTELS LIMITED	U55101WB1990PLC095270	Subsidiary	60
2	OBEROI KERALA HOTELS AND +	U55101KL1994PLC007951	Subsidiary	80
3	EIH INTERNATIONAL LTD		Subsidiary	100
4	EIH HOLDINGS LTD		Subsidiary	100
5	PT WIDJA PUTRA KARYA		Subsidiary	70
6	PT WAKA OBEROI INDONESIA		Subsidiary	96.33
7	PT ASTINA GRAH UBUD		Subsidiary	60
8	EIH ASSOCIATED HOTELS LIM +	L92490TN1983PLC009903	Associate	36.81
9	LA ROSEARAIE DE L'ATLAS		Associate	47.93
10	USMART EDUCATION LIMITED	U80901WB2013PLC199259	Associate	25.1
11	AVIS INDIA MOBILITY SOLUTIO +	U63011WB1995PTC068029	Joint Venture	40
12	OBEROI MAURITIUS LTD		Joint Venture	50
13	ISLAND RESORT LTD		Joint Venture	46.1

IV. SHARE CAPITAL, DEBENTURES AND OTHER SECURITIES OF THE COMPANY

(i) *SHARE CAPITAL

(a) Equity share capital

Particulars	Authorised capital	Issued capital	Subscribed capital	Paid up capital
Total number of equity shares	1,500,000,000	625,364,182	625,364,182	625,364,182
Total amount of equity shares (in Rupees)	3,000,000,000	1,250,728,364	1,250,728,364	1,250,728,364

Number of classes

1

Class of Shares	Authorised capital	Issued capital	Subscribed capital	Paid up capital
EQUITY SHARES				

Number of equity shares	1,500,000,000	625,364,182	625,364,182	625,364,182
Nominal value per share (in rupees)	2	2	2	2
Total amount of equity shares (in rupees)	3,000,000,000	1,250,728,364	1,250,728,364	1,250,728,364

(b) Preference share capital

Particulars	Authorised capital	Issued capital	Subscribed capital	Paid-up capital
Total number of preference shares	0	0	0	0
Total amount of preference shares (in rupees)	0	0	0	0

Number of classes

0

Class of shares	Authorised capital	Issued capital	Subscribed capital	Paid up capital
Number of preference shares				
Nominal value per share (in rupees)				
Total amount of preference shares (in rupees)				

(c) Unclassified share capital

Particulars	Authorised Capital
Total amount of unclassified shares	0

(d) Break-up of paid-up share capital

Class of shares	Number of shares			Total nominal amount	Total Paid-up amount	Total premium
Equity shares	Physical	DEMAT	Total			
At the beginning of the year	3,554,219	621,809,963	625364182	1,250,728,364	1,250,728,364	
Increase during the year	0	501,513	501513	0	0	0
i. Public Issues	0	0	0	0	0	
ii. Rights issue	0	0	0	0	0	
iii. Bonus issue	0	0	0	0	0	0
iv. Private Placement/ Preferential allotment	0	0	0	0	0	0
v. ESOPs	0	0	0	0	0	0

vi. Sweat equity shares allotted	0	0	0	0	0	0
vii. Conversion of Preference share	0	0	0	0	0	0
viii. Conversion of Debentures	0	0	0	0	0	0
ix. GDRs/ADRs	0	0	0	0	0	0
x. Others, specify	0	501,513	501513	0	0	
Physical to Demat						
Decrease during the year	501,513	0	501513	0	0	0
i. Buy-back of shares	0	0	0	0	0	
ii. Shares forfeited	0	0	0	0	0	0
iii. Reduction of share capital	0	0	0	0	0	0
iv. Others, specify	501,513	0	501513	0	0	
Physical to Demat						
At the end of the year	3,052,706	622,311,476	625364182	1,250,728,3	1,250,728,3	

Preference shares

At the beginning of the year	0	0	0	0	0	
Increase during the year	0	0	0	0	0	0
i. Issues of shares	0	0	0	0	0	0
ii. Re-issue of forfeited shares	0	0	0	0	0	0
iii. Others, specify						
Decrease during the year	0	0	0	0	0	0
i. Redemption of shares	0	0	0	0	0	0
ii. Shares forfeited	0	0	0	0	0	0
iii. Reduction of share capital	0	0	0	0	0	0
iv. Others, specify						
At the end of the year	0	0	0	0	0	

ISIN of the equity shares of the company

INE230A01023

(ii) Details of stock split/consolidation during the year (for each class of shares)

0

Class of shares		(i)	(ii)	(iii)
Before split / Consolidation	Number of shares			
	Face value per share			
After split / Consolidation	Number of shares			
	Face value per share			

(iii) Details of shares/Debentures Transfers since closure date of last financial year (or in the case of the first return at any time since the incorporation of the company) *

☐ Nil

[Details being provided in a CD/Digital Media]

☐

Yes

☒

No

☐

Not Applicable

Separate sheet attached for details of transfers

☒

Yes

☐

No

Note: In case list of transfer exceeds 10, option for submission as a separate sheet attachment or submission in a CD/Digital Media may be shown.

Date of the previous annual general meeting		<input type="text" value="07/08/2024"/>	
Date of registration of transfer (Date Month Year) <input type="text"/>			
Type of transfer	<input type="text"/>	1 - Equity, 2 - Preference Shares, 3 - Debentures, 4 - Stock	
Number of Shares/ Debentures/ Units Transferred	<input type="text"/>	Amount per Share/ Debenture/Unit (in Rs.)	<input type="text"/>
Ledger Folio of Transferor		<input type="text"/>	
Transferor's Name	<input type="text"/>	<input type="text"/>	<input type="text"/>
	Surname	middle name	first name
Ledger Folio of Transferee		<input type="text"/>	

Transferee's Name	<input type="text"/>	<input type="text"/>	<input type="text"/>
	Surname	middle name	first name

Date of registration of transfer (Date Month Year)	<input type="text"/>
--	----------------------

Type of transfer	<input type="text"/>	1 - Equity, 2- Preference Shares,3 - Debentures, 4 - Stock
------------------	----------------------	--

Number of Shares/ Debentures/ Units Transferred	<input type="text"/>	Amount per Share/ Debenture/Unit (in Rs.)	<input type="text"/>
---	----------------------	---	----------------------

Ledger Folio of Transferor	<input type="text"/>
----------------------------	----------------------

Transferor's Name	<input type="text"/>	<input type="text"/>	<input type="text"/>
-------------------	----------------------	----------------------	----------------------

	Surname	middle name	first name
--	---------	-------------	------------

Ledger Folio of Transferee	<input type="text"/>
----------------------------	----------------------

Transferee's Name	<input type="text"/>	<input type="text"/>	<input type="text"/>
-------------------	----------------------	----------------------	----------------------

	Surname	middle name	first name
--	---------	-------------	------------

(iv) *Debentures (Outstanding as at the end of financial year)

Particulars	Number of units	Nominal value per unit	Total value
Non-convertible debentures	0	0	0
Partly convertible debentures	0	0	0
Fully convertible debentures	0	0	0
Total			0

Details of debentures

Class of debentures	Outstanding as at the beginning of the year	Increase during the year	Decrease during the year	Outstanding as at the end of the year
Non-convertible debentures	0	0	0	0
Partly convertible debentures	0	0	0	0
Fully convertible debentures	0	0	0	0

(v) Securities (other than shares and debentures)

0

Type of Securities	Number of Securities	Nominal Value of each Unit	Total Nominal Value	Paid up Value of each Unit	Total Paid up Value
Total					

V. *Turnover and net worth of the company (as defined in the Companies Act, 2013)

(i) Turnover

23,998,711,119.28

(ii) Net worth of the Company

42,451,932,622.23

VI. (a) *SHARE HOLDING PATTERN - Promoters

S. No.	Category	Equity		Preference	
		Number of shares	Percentage	Number of shares	Percentage
1.	Individual/Hindu Undivided Family				
	(i) Indian	13,118,656	2.1	0	
	(ii) Non-resident Indian (NRI)	0	0	0	
	(iii) Foreign national (other than NRI)	0	0	0	
2.	Government				
	(i) Central Government	0	0	0	
	(ii) State Government	0	0	0	
	(iii) Government companies	0	0	0	
3.	Insurance companies	0	0	0	
4.	Banks	0	0	0	
5.	Financial institutions	0	0	0	

6.	Foreign institutional investors	0	0	0	
7.	Mutual funds	0	0	0	
8.	Venture capital	0	0	0	
9.	Body corporate (not mentioned above)	192,303,981	30.75	0	
10.	Others	0	0	0	
	Total	205,422,637	32.85	0	0

Total number of shareholders (promoters)

12

(b) *SHARE HOLDING PATTERN - Public/Other than promoters

S. No.	Category	Equity		Preference	
		Number of shares	Percentage	Number of shares	Percentage
1.	Individual/Hindu Undivided Family				
	(i) Indian	64,832,507	10.37	0	
	(ii) Non-resident Indian (NRI)	2,423,606	0.39	0	
	(iii) Foreign national (other than NRI)	1,935	0	0	
2.	Government				
	(i) Central Government	1,191	0	0	
	(ii) State Government	0	0	0	
	(iii) Government companies	0	0	0	
3.	Insurance companies	7,822,360	1.25	0	
4.	Banks	46,131	0.01	0	
5.	Financial institutions	69,972	0.01	0	
6.	Foreign institutional investors	38,008,604	6.08	0	
7.	Mutual funds	77,194,927	12.34	0	
8.	Venture capital	0	0	0	
9.	Body corporate (not mentioned above)	223,402,241	35.72	0	
10.	Others Escrow Account, Hindu Undivided Family, etc.	6,138,071	0.98	0	

	Total	419,941,545	67.15	0	0
--	--------------	-------------	-------	---	---

Total number of shareholders (other than promoters)

125,817

**Total number of shareholders (Promoters+Public/
Other than promoters)**

125,829

(c) *Details of Foreign institutional investors' (FIIs) holding shares of the company

126

Name of the FII	Address	Date of Incorporation	Country of Incorporation	Number of shares held	% of shares held
AMERICAN CENTURY INVESTMENT +	CITIBANK N.A. CUSTODY SERVICES +			2,415	0
BLACKROCK EMERGING MARKETS +	CITIBANK N.A. CUSTODY SERVICES +			180	0
CALIFORNIA PUBLIC EMPLOYEES RETIREMENT +	HSBC SECURITIES SERVICES 11TH FLOOR +			3,690	0
CITIGROUP GLOBAL MARKETS +	CITIBANK N.A. CUSTODY SERVICES +			3	0
DIMENSIONAL EMERGING MARKETS +	CITIBANK N.A. CUSTODY SERVICES +			14,163	0
EMERGING MARKETS CREDIT +	DEUTSCHE BANK AG, DB HOUSE HOLDING +			76,229	0.01
FIDELITY SALEM STREET +	CITIBANK N.A. CUSTODY SERVICES +			114,442	0.01
GENERAL PENSION ANNUITY +	CITIBANK N.A. CUSTODY SERVICES +			23,671	0
GOLDMAN SACHS INVESTMENT +	STANDARD CHARTERED BANK Sec +			7,387	0
HSBC ETFS PLC - HSBC +	HSBC SECURITIES SERVICES 11TH FLOOR +			14,696	0
PUBLIC EMPLOYEES RETIREMENT +	HSBC SECURITIES SERVICES 11TH FLOOR +			112,980	0.01
STATE OF ALASKA RETIREMENT +	CITIBANK N.A. CUSTODY SERVICES +			15,033	0
AMERICAN CENTURY INVESTMENT +	DEUTSCHE BANK AG, DB HOUSE, HOLDING +			23,266	0
CC&L Q EMERGING MARKETS +	HSBC SECURITIES SERVICES 11TH FLOOR +			78,544	0.01
COLLEGE RETIREMENT +	DEUTSCHE BANK AG DB HOUSE, HOLDING +			157,036	0.02
COPTHALL MAURITIUS +	JP Morgan Chase Bank N.A, INDIA +			11,757	0
DFA INTERNATIONAL +	STANDARD CHARTERED BANK SEC +			4,807	0
EMERGING MARKETS CREDIT +	CITIBANK N.A. CUSTODY SERVICES +			16,018	0
JOHN HANCOCK TRUST +	CITIBANK N.A. CUSTODY SERVICES +			13,454	0
PUB EQUITIES EMERGING MARKETS +	JP Morgan Chase Bank N.A, INDIA +			234,940	0.03

Name of the FII	Address	Date of Incorporation	Country of Incorporation	Number of shares held	% of shares held
SSGA SPDR ETFs EURC	78, SIR JOHN ROGERSON'S C			2,049	0
SSGA SPDR ETFs EURC	DEUTSCHE BANK AG, DB HOUSE H			58,792	0
TSP CUSTOM EMERGI	HSBC SECURITIES SERVICES 11TH F			141,562	0.02
ULLICO DIVERSIFIED II	DEUTSCHE BANK AG, DB HOUSE H			8,168	0
TEACHER RETIREMENT	HSBC SECURITIES SERVICES 11TH F			37,711	0

VII. *NUMBER OF PROMOTERS, MEMBERS, DEBENTURE HOLDERS
(Details, Promoters, Members (other than promoters), Debenture holders)

Details	At the beginning of the year	At the end of the year
Promoters	12	12
Members (other than promoters)	120,411	125,817
Debenture holders	0	0

VIII. DETAILS OF DIRECTORS AND KEY MANAGERIAL PERSONNEL








(A) *Composition of Board of Directors

Category	Number of directors at the beginning of the year		Number of directors at the end of the year		Percentage of shares held by directors as at the end of year	
	Executive	Non-executive	Executive	Non-executive	Executive	Non-executive
A. Promoter	2	0	2	0	0	0
B. Non-Promoter	0	7	0	7	0	0
(i) Non-Independent	0	2	0	2	0	0
(ii) Independent	0	5	0	5	0	0
C. Nominee Directors representing	0	0	0	0	0	0
(i) Banks & FIs	0	0	0	0	0	0
(ii) Investing institutions	0	0	0	0	0	0
(iii) Government	0	0	0	0	0	0
(iv) Small share holders	0	0	0	0	0	0
(v) Others	0	0	0	0	0	0

Total	2	7	2	7	0	0
-------	---	---	---	---	---	---

Number of Directors and Key managerial personnel (who is not director) as on the financial year end date 11

(B) (i) *Details of directors and Key managerial personnel as on the closure of financial year

Name	DIN/PAN	Designation	Number of equity share(s) held	Date of cessation (after closure of financial year : If any)
VIKRAMJIT SINGH OBEROI 	00052014	Managing Director	5,609,896	
ARJUN SINGH OBEROI 	00052106	Whole-time director	7,172,199	
RENU SUD KARNAD	00008064	Director	0	
MANOJ HARJIVANDAN 	00056207	Director	0	
NITA MUKESH AMBANI 	03115198	Director	0	
CHHAVI RAJAWAT	06752959	Director	0	
SANJAY BHATNAGAR 	00867848	Director	0	
RAJKUMAR KATARIA	01960956	Director	0	
PETER JAMES HOLLAND 	10731311	Director	0	
LALIT KUMAR SHARMA 	AGPPS4804H	Company Secretary	0	
VINEET KAPUR	AFNPK0299K	CFO	0	

(ii) Particulars of change in director(s) and Key managerial personnel during the year 5

Name	DIN/PAN	Designation at the beginning / during the financial year	Date of appointment/ change in designation/ cessation	Nature of change (Appointment/ Change in designation/ Cessation)
RAJEEV GUPTA	00241501	Director	05/08/2024	Cessation
SUDIPTO SARKAR	00048279	Director	29/10/2024	Cessation
KALLOL KUNDU	AJEPK8861A	CFO	25/09/2024	Cessation
RAJKUMAR KATARIA 	01960956	Director	03/09/2024	Appointment
PETER JAMES HOLLAND 	10731311	Director	12/12/2024	Appointment

IX. MEETINGS OF MEMBERS/CLASS OF MEMBERS/BOARD/COMMITTEES OF THE BOARD OF DIRECTORS

A. MEMBERS/CLASS /REQUISITIONED/NCLT/COURT CONVENED MEETINGS

Number of meetings held

1

Type of meeting	Date of meeting	Total Number of Members entitled to attend meeting	Attendance	
			Number of members attended	% of total shareholding
ANNUAL GENERAL MEETING	07/08/2024	134,927	102	51.62

B. BOARD MEETINGS

*Number of meetings held

9

S. No.	Date of meeting	Total Number of directors associated as on the date of meeting	Attendance	
			Number of directors attended	% of attendance
1	28/05/2024	9	7	77.78
2	06/08/2024	8	7	87.5
3	23/08/2024	8	8	100
4	15/09/2024	9	6	66.67
5	27/09/2024	9	7	77.78
6	16/10/2024	9	6	66.67
7	12/11/2024	8	8	100
8	11/02/2025	9	8	88.89
9	25/03/2025	9	8	88.89

C. COMMITTEE MEETINGS

Number of meetings held

21

S. No.	Type of meeting	Date of meeting	Total Number of Members as on the date of the meeting	Attendance	
				Number of members attended	% of attendance
1	CSR COMMITTEE	28/05/2024	4	3	75
2	CSR COMMITTEE	06/08/2024	3	3	100
3	CSR COMMITTEE	12/11/2024	3	3	100
4	AUDIT COMMITTEE	27/05/2024	5	4	80
5	AUDIT COMMITTEE	06/08/2024	4	4	100

S. No.	Type of meeting	Date of meeting	Total Number of Members as on the date of the meeting	Attendance	
				Number of members attended	% of attendance
6	AUDIT COMM	12/11/2024	3	3	100
7	AUDIT COMM	11/02/2025	4	4	100
8	AUDIT COMM	25/03/2025	4	4	100
9	NOMINATION	28/05/2024	6	5	83.33
10	NOMINATION	06/08/2024	5	5	100

D. *ATTENDANCE OF DIRECTORS

S. No.	Name of the director	Board Meetings			Committee Meetings			Whether attended AGM held on
		Number of Meetings which director was entitled to attend	Number of Meetings attended	% of attendance	Number of Meetings which director was entitled to attend	Number of Meetings attended	% of attendance	
								(Y/N/NA)
1	VIKRAMJIT S	9	9	100	10	10	100	
2	ARJUN SINGH	9	9	100	20	20	100	
3	RENU SUD K	9	9	100	15	14	93.33	
4	MANOJ HARJ	9	7	77.78	0	0	0	
5	NITA MUKESH	9	7	77.78	0	0	0	
6	CHHAVI RAJA	9	6	66.67	9	8	88.89	
7	SANJAY BHA	9	7	77.78	11	10	90.91	
8	RAJKUMAR K	6	6	100	3	3	100	
9	PETER JAME	2	2	100	1	1	100	

X. *REMUNERATION OF DIRECTORS AND KEY MANAGERIAL PERSONNEL

☐ Nil

Number of Managing Director, Whole-time Directors and/or Manager whose remuneration details to be entered

2

S. No.	Name	Designation	Gross Salary	Commission	Stock Option/ Sweat equity	Others	Total Amount
1	Vikramjit Singh Oberoi	Whole-time Director	39,218,092.04	110,877,594.76	0	0	150,095,686.80
2	Arjun Singh Oberoi	Whole-time Director	33,961,940.04	110,877,594.76	0	0	144,839,534.80
	Total		73,180,032.08	221,755,189.52	0	0	294,935,221.60

Number of CEO, CFO and Company secretary whose remuneration details to be entered

3

S. No.	Name	Designation	Gross Salary	Commission	Stock Option/ Sweat equity	Others	Total Amount
1	Kallol Kundu	CFO	21,013,792.86	0	0	0	21,013,792.86
2	Vineet Kapur	CFO	7,978,211.51	0	0	0	7,978,211.51
3	Lalit Kumar Sharma	CS	13,226,428.06	0	0	0	13,226,428.06
	Total		42,218,432.43	0	0	0	42,218,432.43

Number of other directors whose remuneration details to be entered

8

S. No.	Name	Designation	Gross Salary	Commission	Stock Option/ Sweat equity	Others	Total Amount
1	Nita Mukesh Ambar	director	0	0	0	350,000	350,000
2	Manoj Harjivandas	director	0	0	0	350,000	350,000
3	Sudipto Sarkar	director	0	0	0	350,000	350,000
4	Renu Sud Karnad	director	0	0	0	1,150,000	1,150,000
5	Peter James Hollan	director	0	0	0	150,000	150,000
6	Raj Kataria	director	0	0	0	450,000	450,000
7	Chhavi Rajawat	director	0	0	0	550,000	550,000
8	Sanjay Gopal Bhatnagar	director	0	0	0	850,000	850,000
	Total		0	0	0	4,200,000	4,200,000

XI. MATTERS RELATED TO CERTIFICATION OF COMPLIANCES AND DISCLOSURES

- * A. Whether the company has made compliances and disclosures in respect of applicable provisions of the Companies Act, 2013 during the year ☒ Yes ☐ No

B. If No, give reasons/observations

XII. PENALTY AND PUNISHMENT - DETAILS THEREOF(A) DETAILS OF PENALTIES / PUNISHMENT IMPOSED ON COMPANY/DIRECTORS /OFFICERS ☒ Nil

Name of the company/ directors/ officers	Name of the court/ concerned Authority	Date of Order	Name of the Act and section under which penalised / punished	Details of penalty/ punishment	Details of appeal (if any) including present status

(B) DETAILS OF COMPOUNDING OF OFFENCES ☒ Nil

Name of the company/ directors/ officers	Name of the court/ concerned Authority	Date of Order	Name of the Act and section under which offence committed	Particulars of offence	Amount of compounding (in Rupees)

XIII. Whether complete list of shareholders, debenture holders has been enclosed as an attachment☐ Yes ☒ No

(In case of 'No', submit the details separately through the method specified in instruction kit)

XIV. COMPLIANCE OF SUB-SECTION (2) OF SECTION 92, IN CASE OF LISTED COMPANIES

In case of a listed company or a company having paid up share capital of Ten Crore rupees or more or turnover of Fifty Crore rupees or more, details of company secretary in whole time practice certifying the annual return in Form MGT-8.

Name

SAUMAYO JYOTI SEAL

Whether associate or fellow

☐ Associate ☒ Fellow

Certificate of practice number

11169

I/We certify that:

(a) The return states the facts, as they stood on the date of the closure of the financial year aforesaid correctly and adequately.

(b) Unless otherwise expressly stated to the contrary elsewhere in this Return, the Company has complied with all the provisions of the Act during the financial year.

Declaration

I am Authorised by the Board of Directors of the company vide resolution no. ...

11

dated

29/07/2021

(DD/MM/YYYY) to sign this form and declare that all the requirements of the Companies Act, 2013 and the rules made thereunder in respect of the subject matter of this form and matters incidental thereto have been complied with. I further declare that:

1. Whatever is stated in this form and in the attachments thereto is true, correct and complete and no information material to the subject matter of this form has been suppressed or concealed and is as per the original records maintained by the company.
2. All the required attachments have been completely and legibly attached to this form.

Note: Attention is also drawn to the provisions of Section 447, section 448 and 449 of the Companies Act, 2013 which provide for punishment for fraud, punishment for false statement and punishment for false evidence respectively.

To be digitally signed by

Director

DIN of the director

00052106

To be digitally signed by

- ☒ Company Secretary
- ☐ Company secretary in practice

Membership number

6218

Certificate of practice number

Attachments

1. List of share holders, debenture holders
2. Approval letter for extension of AGM;
3. Copy of MGT-8;
4. Optional Attachement(s), if any

Attach

Attach

Attach

Attach

List of attachments

EIH LtdSHT.pdf

FPI details.pdf

Attendance_Committeemeetings_EIH.pdf

Remove attachment

Modify

Check Form

Prescrutiny

Submit

This eForm has been taken on file maintained by the Registrar of Companies through electronic mode and on the basis of statement of correctness given by the company